

Removal of Ni(II) and Zn(II) from Aqueous Solutions Using Chitosan

Soheil Sobhanardakani^a, Raziye Zandipak^b, Mohammad Javad Mohammadi^c

^aDepartment of the Environment, College of Basic Sciences, Hamedan Branch, Islamic Azad University, Hamedan, Iran.

^bYoung Researchers & Elite Club, Hamedan Branch, Islamic Azad University, Hamedan, Iran.

^cStudent Research Committee, Department of Environmental Health Engineering, School of Public Health And Environmental Technologies Research Center, Ahvaz Jundishapur University of Medical Sciences, Ahvaz, Iran.

*Correspondence should be addressed to Dr. Soheil Sobhan-Ardakani, Email: s_sobhan@iauh.ac.ir

A-R-T-I-C-L-E-I-N-F-O

Article Notes:

Received: Oct 23, 2015

Received in revised form:

Dec 24, 2015

Accepted: Dec 26, 2015

Available Online: Jun 5, 2016

Keywords:

Adsorption, Nickel (II), Zinc (II), Chitosan, Aqueous solutions, heavy metal, Iran.

A-B-S-T-R-A-C-T

Background & Aims of the Study: The increasing levels of toxic heavy metals discharged into the environment have received considerable attention due to the adverse effects on receiving waters. Therefore, the developed adsorbent was assessed for its practical role in removal of metal ions from industrial wastewater. The purpose of the present work is to investigate the removal of Ni(II) and Zn(II) ions by chitosan as an abundant and inexpensive adsorbent.

Materials & Methods: In this study, adsorption of metal cations onto this new adsorbent was studied in terms of pH (2.0-9.0), adsorbent dose (1.0-7.0 g), contact time (15-120 min) and initial dye concentration (100-800 mg.L⁻¹) in batch mode. The experimental data were fitted with different isotherms and kinetics models.

Results: The results demonstrated that the optimum pH was found to be 5.0 and 6.0 for Ni(II) and Zn(II) and the equilibrium was achieved after 75 and 60 min for Ni(II) and Zn(II) adsorption, respectively. Evaluation of the experimental equilibrium data by Langmuir and Freundlich isotherm illustrated that Langmuir is superior to other model for fitting the experimental data in term of higher correlation coefficient. The results of examination of the time on experimental adsorption data and fitting the data to conventional kinetic model show the suitability of pseudo-second order model. The maximum predicted adsorption capacities for Ni(II) and Zn(II) ions were obtained as 52.6 and 45.4 mg.g⁻¹, respectively.

Conclusions: The results indicate that the chitosan is one of the best adsorbents for the removal of metal cations from aqueous solution.

Please cite this article as: Sobhanardakani S, Zandipak R, Mohammadi MJ. Removal of Ni(II) and Zn(II) from Aqueous Solutions Using Chitosan. Arch Hyg Sci 2016;5(1):47-55.

Background

Heavy metals pollution is an important environmental problem due to its toxic effects and accumulation throughout the food chain and hence in the human body (1,2). The main source of heavy metals (nickel and zinc) pollution in the water derives from industrial production processes such as galvanization, smelting, mining, leather tanning,

electroplating, textile industries, batteries manufacturing and metal finishing. Heavy metals are non-degradable, and therefore must be removed from water to eliminate the potential dangerous to human and environment (3). Nickel and zinc were chosen for this study due to their widespread use in industries and potential water pollution impact. Exposure to nickel may cause cancer of lungs, nose and bones. Moreover, it may cause extreme

weakness, dermatitis, headache, dizziness and respiratory distress (4). Exposure to zinc may cause stomach cramps, skin irritations, vomiting, nausea and anemia (5). The World Health Organization recommends that the maximum acceptable concentration of Zn and Ni in drinking water is 5 and 0.025 mg L⁻¹, respectively (6). Many conventional methods have been used to remove metal ions from aqueous solutions including oxidation, reduction, precipitation, membrane filtration, ion exchange and adsorption (7,8). However, these traditional methods require further research and development due to their high operational cost, low removal efficiency at low concentration, and toxic sludge generation which requires additional treatment. This has focused researchers to find alternative economical methods for wastewater treatment. Adsorption is regarded as dependable and effective techniques for removal of heavy metals from wastewater due to its high efficiency at low concentrations especially, easy handling and cost effectiveness. (9).

At this time numerous studies have been carried out to create various suitable sorbents/adsorbents/ bio-sorbents for heavy metals removal from aqueous solution.

One of the low-cost and effective adsorbents is chitosan (CS). It is a type of natural polyaminosaccharide, synthesized from the deacetylation of chitin with the advantages of the widespread abundance, high safety, low toxicity, good chemical reactivity and chemical and physical versatilities. CS has been widely used in food and pharmaceutical processes and in medical and agricultural drugs (10).

Chitosan [poly- (1,4)-2-amino-2-deoxy-D-glucose] is known as an excellent adsorbent for metals removal because the large number of NH₂ groups. Chitosan also possesses many other useful characteristics, including high hydrophilicity due to large number of hydroxyl groups of glucose units, biocompatibility, biodegradability, antibacterial properties, and a remarkable affinity for many proteins (11).

From the literature it is clear that CS and its derivatives can be used to remove numerous trace metals (Cu(II), Pb(II), Cr(III), Cr(VI), Cd(II), Zn(II), Co(II), Fe(II), Mn(II), Pd(II), V(V) and V(IV)) from wastewater. Varma *et al.* (2004) published a review that outlined the various classes of CS derivatives and compared their ion-binding abilities under varying conditions, and described analytical methods, the sorption mechanism, and a structural analysis of the metal complexes using a variety of methods (12). Gamage and Shahidi (2007) discussed about CS for the removal of metal ion contaminants and proteins from water (13). Miretzky and Cirelli (2009) reviewed Hg(II) removal from water, using CS (14).

In these studies, CS has been used in a variety of forms, which include CS beads, flakes and membranes (15,16).

Aims of the study:

In the present study, CS was used for removal of Ni(II) and Zn(II) from aqueous solutions. The effect of pH, initial concentration, contact time and CS dose were investigated. Isotherm and kinetics of adsorption were evaluated.

Materials & Methods

Materials

Chitosan (ash: 0.55%, moisture: 5.4%, deacetylation: 88%) was purchased from Sigma-Aldrich (South, Africa). Ni(NO₃)₂•6H₂O, Zn(NO₃)₂•6H₂O, hydrochloric acid (HCl) and sodium hydroxide (NaOH) with the highest purity available were purchased from Merck (Darmstadt, Germany). Double-distilled water was used in all experiments. Stock solution of Ni(II) and Zn(II) were prepared by dissolving Ni(NO₃)₂•6H₂O and Zn(NO₃)₂•6H₂O in double-distilled water. The solutions of different initial concentrations were prepared by diluting the stock solution in appropriate proportions.

All Ni(II) and Zn(II) concentrations were measured, using a inductively coupled plasma spectrometry (Verian710-Es Australia). All pH

measurements were made with a 780 pH-meter (Metrohm Switzerland) with a combined glass-calomel electrode.

Batch adsorption experiments

Adsorption studies were performed by adding 5.0 g of CS to 100 mL of 100 mg L⁻¹ of Ni(II) and Zn(II) solutions, and the pH of the solution was adjusted at 6.0 with 0.1 mol L⁻¹ HCl or/and 0.1 mol L⁻¹ NaOH solutions and then the mixture was agitated using a magnetic stirrer with a the stirring speed 160 rpm for 60 min. Subsequently, the CS with adsorbed Ni(II) and Zn(II) were separated from the mixture using Whatman filter paper with a diameter of 42µm. The concentration of the Ni(II) and Zn(II) ions which remained in the solution were determined by inductively coupled plasma (ICP) spectrometry and the concentration of the Ni(II) and Zn(II) ions remained in the adsorbent phase (q_e , mg g⁻¹) were calculated using the Eq. (1);

$$q_e = \frac{(C_0 - C_e)V}{W} \quad (1)$$

Where C_0 and C_e are the initial and equilibrium Ni(II) and Zn(II) concentrations in solution, respectively (mg L⁻¹), V (L) is the volume of solution and W (g) is the weight of adsorbent (17-19).

For studying the effect of solution pH on Ni(II) and Zn(II) ions adsorption, experiments in different pH (2.0 to 9.0) were conducted. To observe the effect of adsorbent dose on Ni(II) and Zn(II) ions adsorption, different amounts of adsorbent (varying from 1.0 to 7.0 g) were used. In order to investigate the effect of contact time used 5, 15, 30, 45, 60, 75, 90, 105 and 120 min contact times.

Finally, the Ni(II) and Zn(II) removal efficiency (R%) was calculated by the Eq. (2);

$$R(\%) = \frac{C_0 - C_e}{C_0} \times 100 \quad (2)$$

Where: C_0 and C_e (mg L⁻¹) were the initial and final Ni(II) and Zn(II) concentrations (20).

Effect of initial concentration on the uptake of Ni(II) and Zn(II) was studied at different concentrations ($C_0 = 100-800$ mg L⁻¹) and keeping other parameters constant. As can be seen in Figure 1a, the adsorption capacity decreases with increase of initial Ni(II) and Zn(II) concentrations.

To determine the optimum pH range for the removal of the Ni(II) and Zn(II) ions, the adsorption studies were carried out over a wide pH range of 2.0-9.0. The results are shown in Figure 1b. It was observed that, adsorption quantity increased when the pH of the solution increased and remained nearly constant at higher pHs. The effect of amount of adsorbent on the removal of the Ni(II) and Zn(II) were carried out by varying dose of CS from 1.0 to 7.0 g at constant Ni(II) and Zn(II) concentrations and 25±1 °C temperatures. The results are shown in Figure 1c. It was observed that the removal percentage increased rapidly with the increase in the adsorbent dose till 5.0 g, and after the critical dose, the removal percentage reached almost a constant value.

The effect of contact time on the adsorption of Ni(II) and Zn(II) was studied to determine the time taken by CS to remove 100 mg L⁻¹ Ni(II) and Zn(II) solutions at 25±1 °C temperatures (Figure 1d). The pseudo-first-order and pseudo-second-order kinetic models were applied to determine the rate constants for studying the adsorption process mechanism. The plot of pseudo-first-order model and pseudo-second-order model are shown in Figure 2a, b, and the different kinetic parameters were determined by linear regression and listed in Table 1.

Adsorption isotherms are used for explaining the equilibrium between the solid and liquid phases. The equilibrium data collected in present study were tested by applying Langmuir and Freundlich models. The calculated Langmuir and Freundlich constants are shown in Table 2. The adsorption isotherms of the Ni(II) and Zn(II) ions on CS were shown in Figure 3.

Results

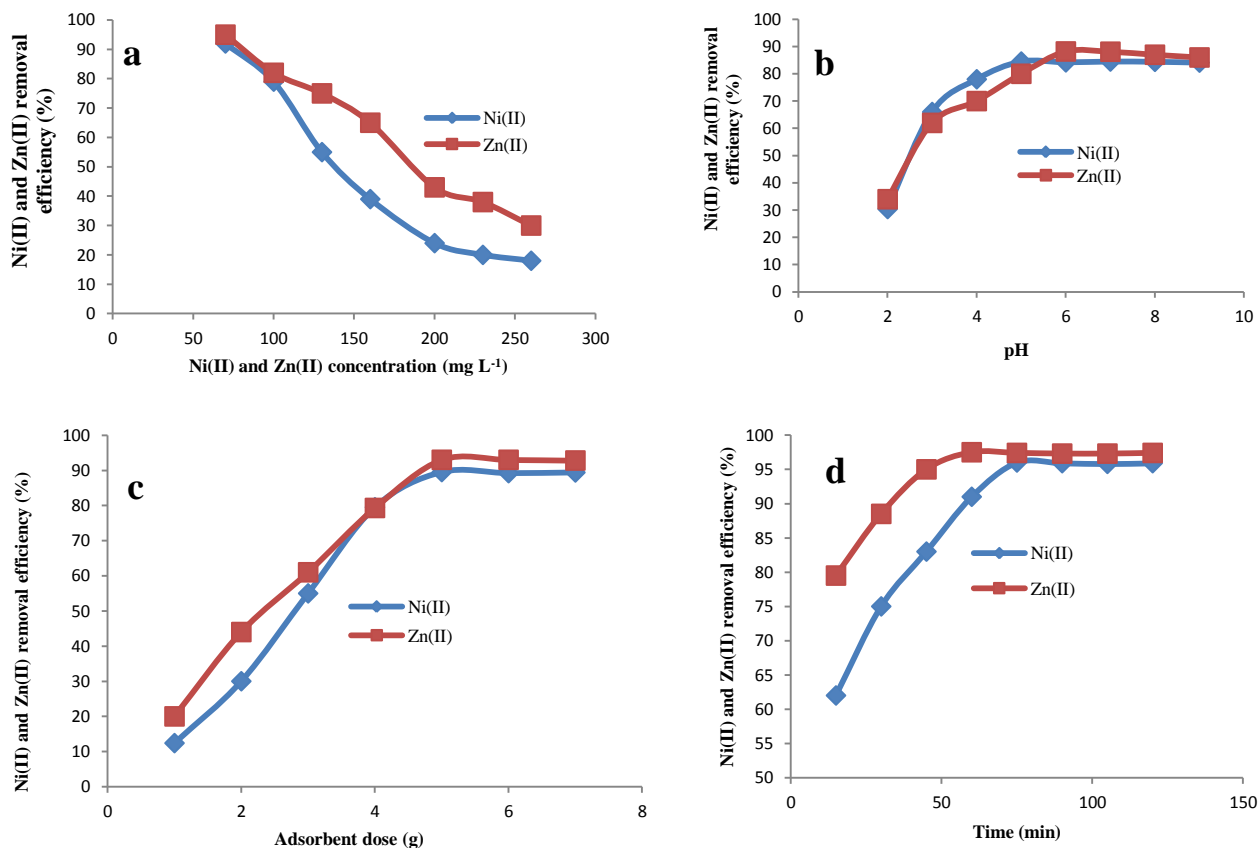


Figure 1) (a) Effect of initial concentration on the removal of Ni(II) and Zn(II) from aqueous solution by CS (pH=5.0 and 6.0, respectively for Ni(II) and Zn(II) ions, contact time 60 min, adsorbent dose 5 g, temperature 25 ± 1 °C). (b) Effect of pH solution on the removal of Ni(II) and Zn(II) by CS (Initial Ni(II) and Zn(II) concentrations 100 mg l^{-1} , contact time 60 min, adsorbent dose 5 g, temperature 25 ± 1 °C). (c) Effect of adsorbent dose on the removal of Ni(II) and Zn(II) by CS (pH=5.0 and 6.0, respectively for Ni(II) and Zn(II) ions, initial Ni(II) and Zn(II) concentrations 100 mg l^{-1} , contact time 60 min, temperature 25 ± 1 °C). (d) Effect of contact time on the removal of Ni(II) and Zn(II) by CS (pH=5.0 and 6.0, respectively for Ni(II) and Zn(II) ions, initial Ni(II) and Zn(II) concentrations 100 mg l^{-1} , adsorbent dose 5 g, temperature 25 ± 1 °C).

Table 1) Pseudo-first order and pseudo-second order kinetic model parameters for the adsorption of Ni(II) and Zn(II) onto CS.

	C_0 (mg L ⁻¹)	q_e exp(mg g ⁻¹)	Pseudo-first-order kinetic model			Pseudo-second-order kinetic model		
			q_{e1} (mg g ⁻¹)	k_1 (min ⁻¹)	R^2	q_{e2} (mg g ⁻¹)	k_2 (g mg ⁻¹ min ⁻¹)	R^2
Ni (II)	100	9.6	1.056	0.062	0.799	10.63	0.090	0.997
Zn (II)	100	9.75	0.319	0.053	0.774	10.10	0.030	0.999

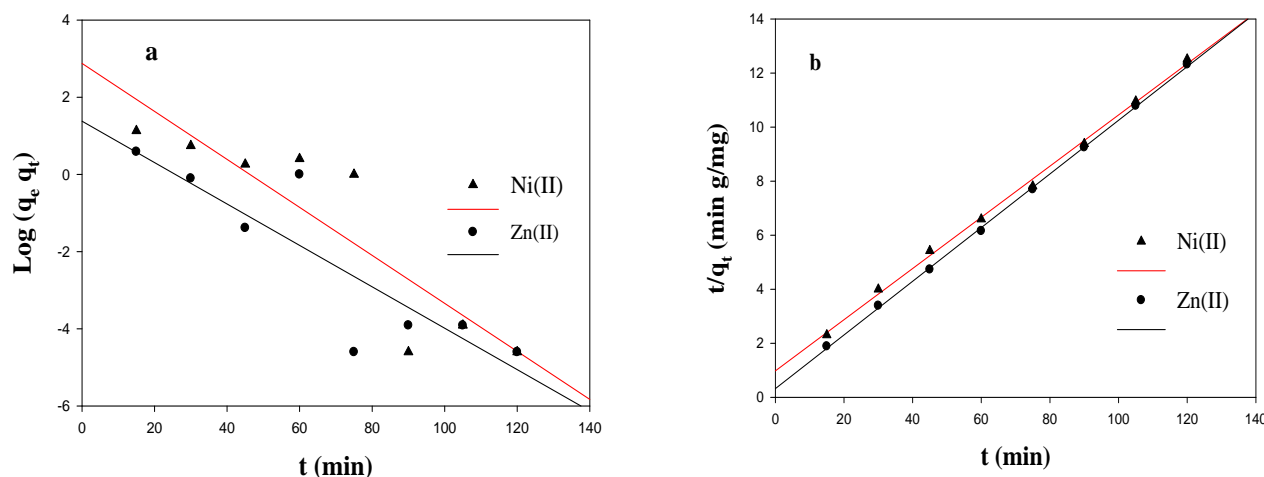


Figure 2) (a) Pseudo-first-order kinetic plot and (b) Pseudo-second-order kinetic plot, for the adsorption of Ni(II) and Zn(II) onto CS at 25±1 °C.

Table 2) Isotherm parameters of adsorption of Ni(II) and Zn(II) onto CS.

	Langmuir			Freundlich		
	b (L mg ⁻¹)	q _m (mg g ⁻¹)	R ²	K _f (mg ^{1-(1/n)} L ^{1/n} g ⁻¹)	n	R ²
Ni (II)	0.031	52.6	0.997	5.87	2.63	0.947
Zn (II)	0.052	45.4	0.997	8.98	3.53	0.949

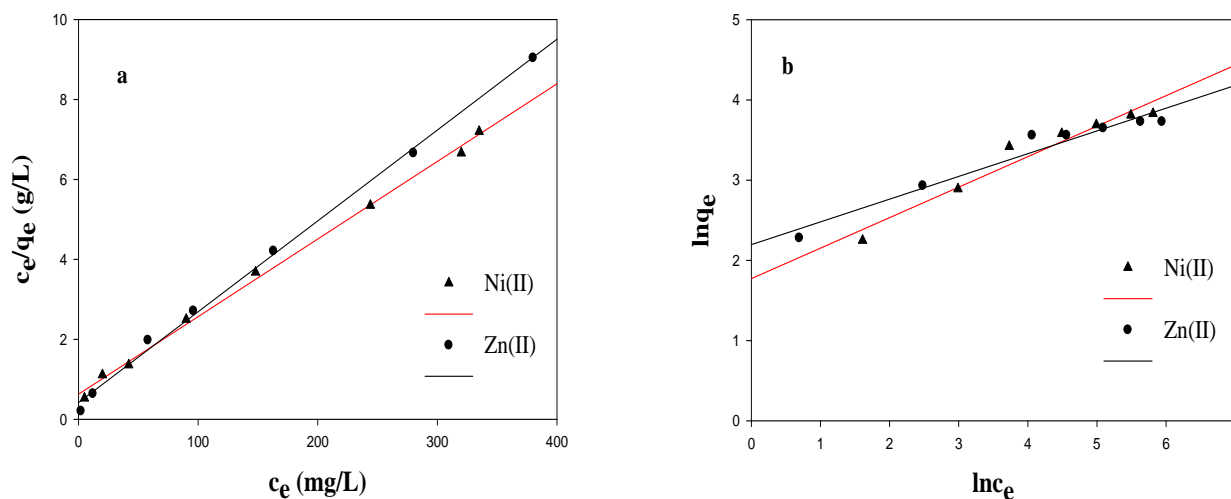


Figure 3) (a) Langmuir and (b) Freundlich isotherms for Ni(II) and Zn(II) adsorption onto CS at 25±1 °C.

Discussion

Initial concentration of metals is an important factor for practical application. As seen from Figure 1a, at a constant CS dose, the decrease in the adsorption efficiency is

probably due to the saturation of the active binding sites on the CS surface at higher Ni(II) and Zn(II) concentrations. On the other hand, by increasing the initial Ni(II) and Zn(II) concentrations the actual amount of metals adsorbed per unit mass of the CS increased.

The higher initial Ni(II) and Zn(II) concentrations provides an important driving force to overcome the mass transfer resistance for Ni(II) and Zn(II) transfer between the solution and the surface of the CS. A similar trend was reported in the adsorption of Ni(II) and Zn(II) onto magnetite nanorods (21).

The initial pH of solution plays an important role in the adsorption process and particularly on the adsorption capacity by controlling the surface charge of the adsorbent and the degree of ionization of the materials in the solution. As was seen in the Figure 1b, the removal efficiency of Ni(II) increases from about 30–85% at pH 2.0–5.0 and then remained nearly constant at higher pHs. Also removal of Zn(II) increased from 34% to 88% when the pH increased from 2.0 to 6.0. The increase of Ni(II) and Zn(II) adsorption on CS with increasing pH is probably attributed to the hydrolysis of Ni(II) and Zn(II) ions and the surface properties of CS.

The Ni and Zn presents in the species of Ni^{2+} , $\text{Ni}(\text{OH})^+$, $\text{Ni}(\text{OH})_2^0$, $\text{Ni}(\text{OH})_3^-$, $\text{Ni}(\text{OH})_4^{2-}$ and Zn^{2+} , $\text{Zn}(\text{OH})^+$, $\text{Zn}(\text{OH})_2^0$, $\text{Zn}(\text{OH})_3^-$, $\text{Zn}(\text{OH})_4^{2-}$ at different pH values. At low pH, the predominant species is Ni^{2+} and Zn^{2+} . Therefore, the low Ni^{2+} and Zn^{2+} adsorption at low pH is attributed partly to the competition between H^+ and Ni^{2+} , so H^+ and Zn^{2+} on the surface sites. Furthermore, at lower pH, the CS surface will be positively charged, creating electrostatic repulsion between the positively charged surface of the CS and the Ni(II) and Zn(II) ions. At higher pH the number of positively charged sites are reduced and raised the number of negatively charged sites, which increases the electrostatic attractions between Ni(II) and Zn(II) ions and CS surface. The similar phenomenon has been reported by Sheela et al. (2012) (22).

Figure 1c, shows that the removal efficiency increased with the increase in dose of the CS and the maximum adsorption was observed at 5.0 g for Ni(II) and Zn(II). This phenomenon was also observed by Madrakian et al. (2012),

who studied the adsorption efficiency of U(VI) on modified maghemite nanoparticles and indicated that adsorption percentage increases with increasing adsorbent dose (23).

The contact time between the adsorbate and the adsorbent is important in the metals removal from the solution by the adsorption process. As was seen in the Figure 1d, the removal efficiency of Ni(II) and Zn(II) by CS increased with increasing contact time and then became constant. Equilibrium was reached within 75 and 60 min for Ni(II) and Zn(II), respectively. The initial adsorption stage, the rapid adsorption occurred due to the availability of more active sites over the adsorbent surface and the second adsorption stage, the later slow rate of Ni(II) and Zn(II) adsorption probably occurred due to the less availability of active site onto the surface of adsorbent as well as the slow pore diffusion of the solute into the adsorbent. Similar results have been found by Zhang et al. (2011) (24).

In order to explore the adsorption mechanism of Ni(II) and Zn(II) onto CS, two kinetic models including the pseudo-first-order (Eq. (3)) and the pseudo-second-order (Eq. (4)) models were used. The linear forms of pseudo-first-order and pseudo-second-order models are expressed as follows (25,26);

$$\log(q_e - q_t) = \log(q_e) - \frac{k_1 t}{2.303} \quad (3)$$

$$\frac{t}{q_t} = \frac{1}{k_2 q_e^2} + \frac{t}{q_e} \quad (4)$$

where q_e and q_t are the amount of Ni(II) and Zn(II) ions adsorbed (mg g^{-1}) at equilibrium and time t (min); k_1 is the rate constant of pseudo-first-order (min^{-1}); k_2 is the rate constant of pseudo-second-order ($\text{g.mg}^{-1} \text{min}^{-1}$) for adsorption.

As shown in Table 1, higher values of R^2 were obtained for pseudo-second-order than for pseudo-first-order adsorption rate models, indicating that the adsorption rates of Ni(II) and Zn(II) onto the CS can be more appropriately described using the pseudo-second order rate

rather than pseudo-first-order rate (Figure 2a, b).

Adsorption isotherm can provide the most important parameter for designing a desired adsorption system. In this study, the Langmuir (Eq. (5)) and Freundlich (Eq. (6)) isotherms are applied to describe the adsorption behaviors of Ni(II) and Zn(II) onto CS. The linear equations are as follows (27,28);

$$\frac{C_e}{q_e} = \frac{C_e}{q_m} + \frac{1}{q_m b_1} \tag{5}$$

$$\ln q_e = \frac{1}{n} \ln C_e + \ln k_f \tag{6}$$

where C_e (mg.L^{-1}) is the equilibrium concentration of Ni(II) and Zn(II) ions in solution, q_e (mg.g^{-1}) is the equilibrium adsorption capacity of CS, q_m (mg.g^{-1}) is the maximum adsorption capacity of CS for monolayer coverage, b (L.mg^{-1}) is a constant related to the adsorption free energy, K_f ($\text{mg}^{1-(1/n)} \text{L}^{1/n} \text{g}^{-1}$) is a constant related to adsorption capacity, and n is an empirical parameter related to adsorption.

The experimental data were fitted well with Langmuir isotherm model (Figure 3a, b), thereby indicating the monolayer adsorption of Ni(II) and Zn(II) ions onto adsorbent surface. The results showed that the maximum adsorption capacity of CS for Ni(II) and Zn(II) ions were 52.6 and 45.4 mg g^{-1} , respectively.

In Table 3 we compared ability of the proposed adsorbent in removal of Zn(II) and Ni(II) ions from water with some other works. Comparison of the presented data indicates that the chitosan is one of the best adsorbents for removal of metal ions from the aqueous solution.

Also, in previous studies, the adsorption of Ni(II) ions on adsorbents, Novel chelating sponge (29), carbon nanomaterials (5), and oxidized multi-walled carbon nanotubes (3) was also found to follow the Langmuir isotherm better than the Freundlich isotherms.

Table 3) Comparison of maximum adsorption capacity (q_m) of different adsorbents for Zn(II) and Ni(II).

Adsorbent	Maximum adsorption capacity (mg g^{-1})		Ref.
	Zn(II)	Ni(II)	
Xanthate-modified magnetic chitosan	20.8	-	(30)
Multi-carboxyl-functionalized silica gel	39.9	31.92	(31)
Sulphurised activated carbon	23.7	-	(32)
Bagasse fly ash	-	6.48	(33)
Coconut shell-based activated carbon fiber	9.43	-	(34)
Amino functionalized magnetic graphenes composite material	-	22.07	(35)
Activated carbon from scrap tyre	-	19.53	(36)
Coal dust	-	20.408	(37)
Chitosan	45.6	52.6	This work

Conclusion

The present study shows that the CS can be used as an effective adsorbent for removing Ni(II) and Zn(II) from contaminated water sources. The adsorption of Ni(II) and Zn(II) on CS were strongly dependent on the pH, and the maximum removal was attained at pH 5.0 and 6.0 for Ni(II) and Zn(II), respectively. The adsorption of Ni(II) and Zn(II) on CS increases with increasing adsorbent dose and contact time. The adsorption efficiency of Ni(II) and Zn(II) on CS decreased with the increase initial Ni(II) and Zn(II) concentrations. Kinetic studies demonstrated that the adsorption mechanism of Ni(II) and Zn(II) ions followed the pseudo-second-order model and equilibrium data was described well with Langmuir isotherm.

Footnotes

Conflict of Interest:

The authors declared no conflict of interest.

References

- Chen C, Hu J, Shao D, Li J, Wang X. Adsorption behavior of multiwall carbon nanotube/iron oxide magnetic composites for Ni (II) and Sr(II). *Journal of Hazardous Materials*. 2009;164(2-3):923–928.
- Yang S, Li J, Shao D, Hu J, Wang X. Adsorption of Ni (II) on oxidized multi-walled carbon nanotubes: Effect of contact time, pH, foreign ions and PAA. *Journal of Hazardous Materials*. 2009;166(1):109–116.
- Dai B, Cao M, Fang G, Liu B, Dong X, Pan M, Wang S. Schiff base-chitosan grafted multiwalled carbon nanotubes as a novel solid-phase extraction adsorbent for determination of heavy metal by ICP-MS. *Journal of Hazardous Materials*. 2012;219-220:103–110.
- Ruparelia JP, Duttagupta SP, Chatterjee AK, Mukherji S. Potential of carbon nanomaterials for removal of heavy metals from water. *Desalination*. 2008;232(1-3):145–156.
- Wang H, Yuan X, Wu Y, Huang H, Zeng G, Liu Y, Wang X, Lin N, Qid Y. Adsorption characteristics and behaviors of graphene oxide for Zn (II) removal from aqueous solution. *Applied Surface Science*. 2013;279:432–440.
- Bhattacharya AK, Mandal SN, Das SK. Adsorption of Zn(II) from aqueous solution by using different adsorbents. *Chemical Engineering Journal*. 2006;123(1-2):43–51.
- Kaprara E, Seridou P, Tsiamili V, Mitrakas M, Vourlias G, Tsiaoussis I, Kaimakamis G, Pavlidou E, Andritsos N, Simeonidis K. Cu-Zn powders as potential Cr (VI) adsorbents for drinking water. *Journal of Hazardous Materials*. 2013;262:606–613.
- Jafari Mansoorian H, Mahvi A, Jonidi Jafari A. Removal of lead and zinc from battery industry wastewater using electrocoagulation process: Influence of direct and alternating current by using iron and stainless steel rod electrodes. *Separation and Purification Technology*. 2014;135:165–175.
- Hardiljeet KB, Meera J, Denis MO. Kinetics and thermodynamics of cadmium ion removal by adsorption onto nano zerovalent iron particles. *Journal of Hazardous Materials*. 2011;186(1):458–465.
- Celis R, Adelino MA, Hermosin MC, Cornejo J. Montmorillonite–chitosan bionanocomposites as adsorbents of the herbicide clopyralid in aqueous solution and soil/water suspensions. *Journal of Hazardous Materials*. 2012;209-210:67–76.
- Wan Ngah WS, Teong LC, Hanafiah MAKM. Adsorption of dyes and heavy metal ions by chitosan composites: A review. *Carbohydrate Polymers*. 2011;83(4):1446–1456.
- Varma AJ, Deshpande SV, Kennedy JF. Metal complexation by chitosan and its derivatives: a review. *Carbohydrate Polymers*. 2004;55(1):77–93.
- Gamage A, Shahidi F. Use of chitosan for the removal of metal ion contaminants and proteins from water. *Food Chemistry*. 2007;104(3):989–996.
- Miretzky P, Cirelli AF. Hg(II) removal from water by chitosan and chitosan derivatives: a review. *Journal of Hazardous Materials*. 2009;167(1-3):10–23.
- Kołodynska D. Chitosan as an effective low-cost sorbent of heavy metal complexes with the polyaspartic acid. *Chemical Engineering Journal*. 2011;173(2):520–529.
- Popuri SR, Vijaya Y, Boddu VM, Abburi K. Adsorptive removal of copper and nickel ions from water using chitosan coated PVC beads. *Bioresource Technology*. 2009;100(1):194–199.
- Ai L, Jiang J. Removal of methylene blue from aqueous solution with self-assembled cylindrical graphene–carbon nanotube hybrid. *Chemical Engineering Journal*. 2012;192(1):156–163.
- Machado FM, Bergmann CP, Fernandes TH, Lima EC, Royer B, Calvete T, Fagan SB. Adsorption of Reactive Red M-2BE Dye From Water Solutions by Multi-Walled Carbon Nanotubes and Activated Carbon. *Journal of Hazardous Materials*. 2011;192(3):1122–1131.
- Sobhanardakani S, Zandipak R, Sahraei R. Removal of Janus Green dye from aqueous solutions using oxidized multi-walled carbon nanotubes. *Toxicological & Environmental Chemistry*. 2013a;95(6):909–918.
- Sobhanardakani S, Parvizimosaed H, Olyaie E. Heavy metals removal from waste waters using organic solid waste—rice husk. *Environmental Science & Pollution Research*. 2013b;20(8):5265–5271.
- Karami H. Heavy metal removal from water by magnetite nanorods. *Chemical Engineering Journal*. 2013;219:209–216.
- Sheela T, Arthoba Nayaka Y, Viswanatha R, Basavanna S, Venkatesha TG. Kinetics and thermodynamics studies on the adsorption of Zn (II), Cd (II) and Hg (II) from aqueous solution using zinc oxide nanoparticles. *Powder Technology*. 2012;217:163–170.
- Madrakian T, Afkhami A, Rahimi M. Removal, preconcentration and spectrophotometric determination of U(VI) from water samples using modified maghemite nanoparticles. *Journal of Radioanalytical & Nuclear Chemistry*. 2012;292(2):597–602.
- Zhang Y, Chen J, Yan X. Equilibrium and kinetics studies on adsorption of Zn (II) from aqueous solutions onto a graft copolymer of cross-linked starch/acrylonitrile (CLSAGCP). *Colloids and Surfaces A: Physicochemical and Engineering Aspects*. 2008;316(1-3):190–193.
- Azizian S. Kinetic models of sorption: a theoretical analysis. *Journal of Colloid & Interface Science*. 2004;276(1):47–52.
- Venkatesha TG, Viswanatha R, Arthoba Nayaka Y, Chethana BK. Kinetics and thermodynamics of reactive

and vat dyes adsorption on MgO nanoparticles. Chemical Engineering Journal. 2012;198–199:1–10.

27. Langmuir I. The adsorption of gases on plane surfaces of glass, mica and platinum. Journal of American Chemistry Society. 1918;40(9):1361–403.

28. Freundlich H, Heller W. The adsorption of cis- and trans-Azobenzene. Journal of American Chemical Society. 1939;61(8):2228–2230.

29. Cheng C, Wang W, Yang X, Li A, Philippe C. Adsorption of Ni(II) and Cd(II) from water by novel chelating sponge and the effect of alkali-earth metal ions on the adsorption. Journal of Hazardous Materials. 2014;264:332–341.

30. Zhu Y, Hu J, Wang J. Competitive adsorption of Pb(II), Cu(II) and Zn(II) onto xanthate-modified magnetic chitosan. Journal of Hazardous Materials. 2012;221–222:155–161.

31. Li M, Li M, Feng C, Zeng Q. Preparation and characterization of multi-carboxyl-functionalized silica gel for removal of Cu (II), Cd (II), Ni (II) and Zn (II) from aqueous solution. Applied Surface Science. 2014;314:1063–1069.

32. Anoop Krishnan K, Sreejalekshmi KG, Vimexen V, Dev V. Evaluation of adsorption properties of sulphurised activated carbon for the effective and economically viable removal of Zn(II) from aqueous solutions. Ecotoxicology and Environmental Safety. 2016;124:418–425.

33. Srivastava VC, Mall ID, Mishra IM. Equilibrium modelling of single and binary adsorption of cadmium and nickel onto bagasse fly ash. Chemical Engineering Journal. 2006;117:79–91.

34. Shrestha S, Son G, Lee SH, Lee TG. Isotherm and thermodynamic studies of Zn (II) adsorption on lignite and coconut shell-based activated carbon fiber. Chemosphere. 2013;92 (8):1053–1061.

35. Guo X, Du B, Wei Q, Yang J, Hu L, Yan L, Xu W. Synthesis of amino functionalized magnetic graphenes composite material and its application to remove Cr(VI), Pb(II), Hg(II), Cd(II) and Ni(II) from contaminated water. Journal of Hazardous Materials. 2014;278:211–220.

36. Gupta VK, Suhas Nayak A, Agarwal S, Chaudhary M, Tyagi I. Removal of Ni (II) ions from water using scrap tire. Journal of Molecular Liquids. 2014;190:215–222.

37. Kapur M, Mondal MK. Competitive sorption of Cu(II) and Ni(II) ions from aqueous solutions: Kinetics, thermodynamics and desorption studies. Journal of the Taiwan Institute of Chemical Engineers. 2014;45:1803–1813.