

Tea Wastes Efficiency on Removal of Cd(II) From Aqueous Solutions

Mehrdad Cheraghi^{*a}, Soheil Sobhanardakani^a, Bahareh Lorestani^a, Raziye Zandipak^b

^aDepartment of the Environment, College of Basic Sciences, Hamedan Branch, Islamic Azad University, Hamedan, Iran.

^bYoung Researchers and Elite Club, Hamedan Branch, Islamic Azad University, Hamedan, Iran.

*Correspondence should be addressed to Dr. Mehrdad Cheraghi, Email: cheraghi.mehrdadd@gmail.com

A-R-T-I-C-L-E-I-N-F-O

Article Notes:

Received: Mar 2, 2016

Received in revised form:
May 18, 2016

Accepted: June 25, 2016

Available Online: July 9,
2016

Keywords:

Heavy Metal, Aquatic ecosystem, Cadmium (II), Kinetic, Adsorption, Iran.

A-B-S-T-R-A-C-T

Background & Aims of the Study: Heavy metals, such as cadmium (Cd(II)), enter into the environment and cause health hazard due to their toxicity and bioaccumulation in the human body. Therefore, they must be removed from water. In recent years, much attention has been focused on the use of material residues as low-cost adsorbents for the removal of heavy metal ions from aqueous solutions. The aim of this paper is the assessment of tea wastes efficiency on removal of Cd(II) from aqueous solutions.

Materials and Methods: The present study was conducted in experimental scale. In this paper, tea wastes were prepared and used as an adsorbent for the removal of Cd(II) ions from water. In batch tests, the effect of parameters like pH (1.0-8.0), initial metal concentration (100-800 mg L⁻¹), contact time (15-120 min), adsorbent dose (1.0-5.0 g) and temperature (25-55 °C) on the adsorption process was studied.

Results: The results demonstrated that the maximum percentage of Cd(II) adsorption was found at pH 6.0 and the equilibrium was achieved after 60 min with 3.0 g tea wastes. The experimental isotherm data were analyzed, using the Langmuir and Freundlich models and it was found that the removal process followed the Langmuir isotherm. In addition, the adsorption kinetics followed the pseudo-second-order kinetic model. The maximum adsorption capacity calculated by Langmuir fitting was 71.4 mg g⁻¹.

Conclusion: The results suggest that tea wastes could be employed as an effective material for the removal of Cd(II) ions from aqueous solutions and the maximum adsorption capacity was found to be 71.4 mg g⁻¹.

Please cite this article as: Cheraghi M, Sobhanardakani S, Lorestani B, Zandipak R. Tea Wastes Efficiency on Removal of Cd(II) From Aqueous Solutions. Arch Hyg Sci 2016;5(3):184-91.

Background

The presence of heavy metals in waste water and surface water is becoming a severe environmental problem and because of their non-biodegradability, they can accumulate in the food chain, posing a significant danger to human health (1). Cadmium is one of the most toxic metals ions causing environmental pollution specifically in water. It is extensively used by many industries such as electroplating, painting, machinery and steel making industries. Effluents discharged from these

industries contain undesired amounts of cadmium (2). Cadmium is accumulated in the human body, causing erythrocyte destruction, nausea, salivation, diarrhea and muscular cramps, renal degradation, chronic pulmonary problems and skeletal deformity. The World Health Organization (WHO) has set a maximum guideline concentration of 0.005 mgL⁻¹ for Cd in drinking water (3).

Several treatment techniques for the removal of heavy metals from water/waste water have been investigated; such as chemical precipitation, electrochemical treatment, ion exchange,

membrane separation, adsorption, etc (4). Among these technologies, adsorption is recognized as an effective and economic method for heavy metal removal (5-7). Activated carbon has been widely employed as the most popular adsorbent for the effluents treatment. Besides its extensive use, activated carbon of high quality remains costly (8). Due to the high costs of the adsorbents, there is an increasing interest in the obtainment of low-costs adsorbents, which are able to remove metallic ions from water (9). Agriculture wastes or by-products have been investigated extensively for the removal of heavy metals due to their abundance in nature (10). The utilization of agricultural waste materials is increasingly becoming a vital concern because these wastes represent unused resources and in many cases present serious disposal problems. Numerous waste biomass sources are available in different parts of the world, on which some experimental adsorption properties have been reported e.g. rice husk, peanut shells, corn cobs, saw dust, coir dust, dry tree leaves and barks, tea and coffee waste, rice and wheat bran and sea weeds (11,12). Some studies have demonstrated the ability of tea wastes to remove synthetic dyes and some types of heavy metal ions from water. Mondal (2009) discussed about tea waste for the removal of Pb(II) ions from aqueous solution. Sabrina and Hasmah (2008) reviewed heavy metal removal from water, using tea waste (13-16).

Aims of the study:

The aim of this study is assessment of tea wastes efficiency on removal of Cd(II) from aqueous solutions.

Materials & Methods

Materials

$\text{Cd}(\text{NO}_3)_2 \cdot 4\text{H}_2\text{O}$, hydrochloric acid (HCl) and sodium hydroxide (NaOH) with the highest available purity were purchased from Merck (Darmstadt, Germany). Double-distilled water was used in all experiments. Stock solution (1000 mg L^{-1}) of Cd(II) was prepared by

dissolving $\text{Cd}(\text{NO}_3)_2 \cdot 4\text{H}_2\text{O}$ in double-distilled water. The solutions of different initial concentrations were prepared by diluting the stock solution in appropriate proportions.

All Cd(II) concentrations were measured, using an inductively coupled plasma mass spectrometry (Verian710-Es Australia). All pH measurements were made with a 780 pH-meter (Metrohm Switzerland) with a combined glass-calomel electrode.

Preparation of the tea wastes

Tea wastes were prepared from black teas which were available in Iranian market. This tea waste has been washed at the first step and then rinsed with double-distilled water. After drying at 85°C , it was ground and screened (using screen with mesh size 10). In order to preserve, it was kept in plastic stopper bottle (containers), and to minimize in contact with humidity, all these bottles were preserved in desiccators before the time of use. Some experiments were performed to determine the physical and chemical properties of adsorbent. Chemical and physical properties of the adsorbents as follows: humid (%): 10.5, density (g cm^{-3}): 0.353, dissolved material (%): 81, solution particles total (mg L^{-1}): 108, organic matters (%): 85, ash content: 2.85, pH ZPC: 5 (12,17).

Batch adsorption experiments

3 grams of tea wastes were added to 100 mL of Cd(II) solution ($100\text{-}800 \text{ mg L}^{-1}$), and the pH of the solution was adjusted at 6 with 0.1 mol L^{-1} HCl or/and 0.1 mol L^{-1} NaOH solutions and then the mixture was agitated, using a magnetic stirrer with a the stirring speed 160 r.min^{-1} for 60 min. Subsequently, the tea wastes with adsorbed Cd(II) were separated from the mixture, using Whatman filter paper with a diameter of $42\mu\text{m}$. The concentration of the Cd(II) ions which remained in the solution were determined by an inductively coupled plasma mass spectrometry (Verian710-Es Australia) and the concentration of the Cd(II) ions remained in the adsorbent phase (q_e , mg g^{-1}) was calculated, using Eq. (1);

$$q_e = \frac{(C_0 - C_e)V}{W} \quad (1)$$

Where C_0 and C_e are the initial and equilibrium metal concentrations in solution, respectively (mg L^{-1}), V (L) is the volume of solution and W (g) is the weight of adsorbent (18).

Finally, metal removal efficiency was calculated, using Eq. (2);

$$R (\%) = \frac{C_0 - C_e}{C_0} \times 100 \quad (2)$$

Where C_0 and C_e (mg L^{-1}) were the initial and final metal concentrations (19).

Results

The effect of an initial pH on the removal percentage of Cd(II) in the pH range of 1 to 8 at temperature 25 ± 1 °C and the initial Cd(II) concentration fixed at 100 mg L^{-1} were investigated. Result is presented in Fig. 2. Also, the zero point charge (pHZPC) for the tea wastes was determined around 5 (Fig. 1). As Fig. 2 shows, the adsorption percentage was increased by increasing the pH and reached a maximum at pH 6.

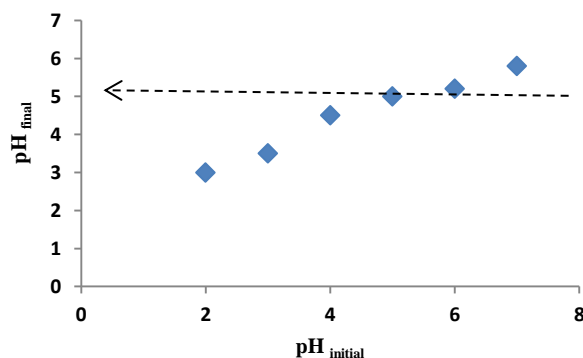


Figure 1) The determination of the point of zero charge of the tea waste

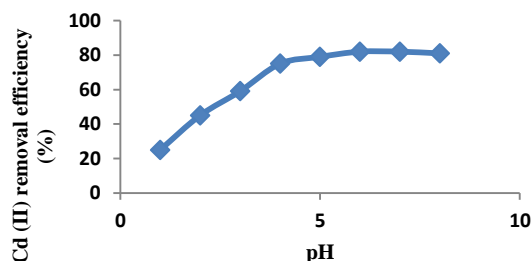


Figure 2) Effect of pH solution on the removal of Cd(II) from aqueous solution by tea wastes (Initial Cd(II) concentration 100 mg L^{-1} , contact time 60 min, adsorbent dose 3 g, temperature 25 ± 1 °C)

The removal of Cd(II) onto tea wastes as a function of their concentrations was studied at constant temperature (25 ± 0.1 °C) by varying the Cd(II) concentration from 100 to 800 mg L^{-1} while keeping all other parameters constant. The adsorption results of Cd(II) by tea wastes are shown in Fig. 3. Equilibrium uptake has been decreased with increase in the initial metal concentration in the range of concentrations $100\text{-}800 \text{ mg L}^{-1}$.

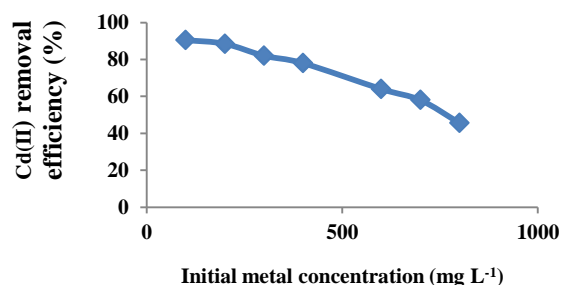


Figure 3) Effect of an initial metal concentration on the removal of Cd(II) from aqueous solution by tea wastes (pH=6, contact time 60 min, adsorbent dose 3 g, temperature 25 ± 1 °C)

The effect of contact time on the adsorption of Cd(II) was studied to determine the time taken by tea wastes to remove 100 mg L^{-1} Cd(II) solution at pH 6 (Fig. 4). The removal percentage of Cd(II) by tea wastes was increased by increasing the contact time and then became constant. Therefore, agitation time of 60 min was selected for further works.

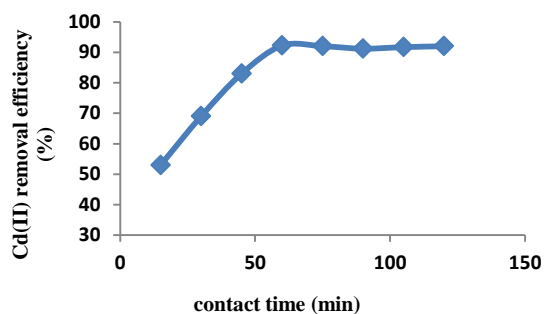


Figure 4) Effect of contact time on the removal of Cd(II) from aqueous solution by tea wastes (pH=6, initial Cd(II) concentration 100 mg l⁻¹, adsorbent dose 3 g, temperature 25±1 °C).

The dependence of the adsorption of Cd(II) ions to the amount of tea wastes was studied at temperature 25±0.1°C and at pH 6 by varying the adsorbent amount from 1 to 5 g in contact with 100 mg L⁻¹ of Cd(II) solution. The results are shown in Fig. 5. Apparently, the percentage removal of Cd(II) ions increased by increasing the amount of adsorbent.

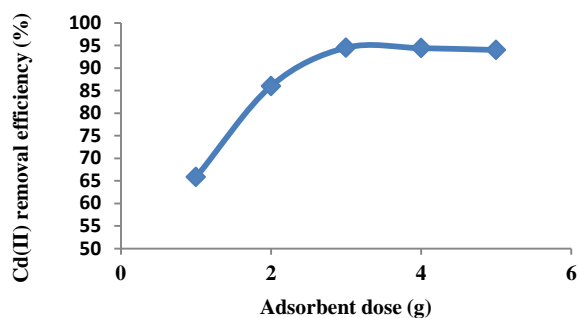


Figure 5) Effect of adsorbent dose on the removal of Cd(II) from aqueous solution by tea wastes (pH=6, initial Cd(II) concentration 100 mg l⁻¹, contact time 60 min, temperature 25±1 °C).

In order to observe the effect of temperature on the adsorption capacity, some experiments were carried out for the Cd(II) concentration of 100 mg L⁻¹ and at different temperatures in the range of 25–55 °C. The results are shown in Fig. 6.

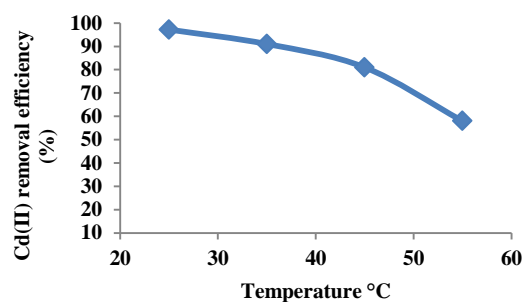


Figure 6) Effect of temperature on the removal of Cd(II) from aqueous solution by tea wastes (pH=6, initial Cd(II) concentration 100 mg l⁻¹, contact time 60 min, adsorbent dose 3 g).

The relationship between the removal ability of the material and the concentration of the contaminant solution could be illustrated by adsorption isotherms. In the present study, the data obtained from the equilibrium adsorption experiments, at temperature of 25±0.1°C were analyzed, using the Langmuir and Freundlich models. Table 1 showed the values of Langmuir and Freundlich constants, and the correlation coefficients R² obtained from the linear regression (Fig. 7a,b).

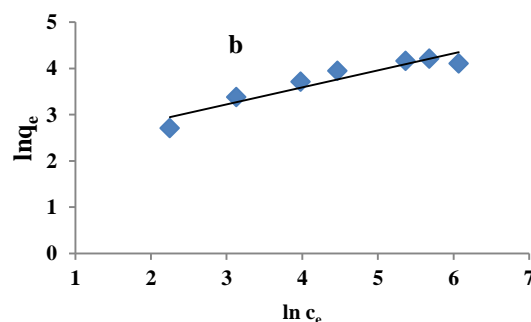
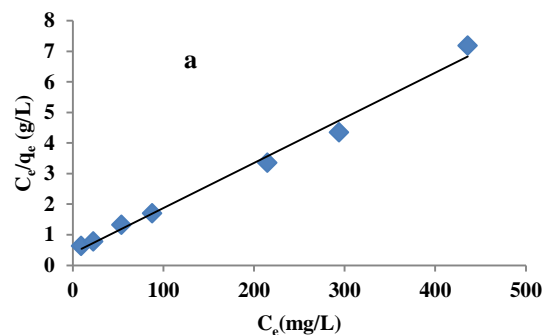


Figure 7) (a) Langmuir and (b) Freundlich isotherms for Cd(II) adsorption onto tea wastes.

	Langmuir			Freundlich		
	b (L mg ⁻¹)	q _m (mg g ⁻¹)	R ²	K _f (mg ^{1-(1/n)} L ^{1/n} g ⁻¹)	n	R ²
Cd (II)	0.035	71.4	0.989	8.38	2.73	0.895

Table 2) Pseudo-first order and pseudo-second order kinetic model parameters for the adsorption of Cd(II) onto tea wastes.

Cd (II)	Pseudo-first-order kinetic					Pseudo-second-order kinetic		
	C ₀ (mg L ⁻¹)	q _e exp (mg g ⁻¹)	q _{e1} (mg g ⁻¹)	k ₁ (min ⁻¹)	R ²	q _{e2} (mg g ⁻¹)	k ₂ (g mg ⁻¹ min ⁻¹)	R ²
Cd (II)	100	15.4	10.64	0.042	0.871	17.54	0.004	0.994

In order to elucidate the Cd(II) adsorption process on tea wastes, particularly the potentially rate-controlling step, the adsorption data were analyzed, using the pseudo first-order and pseudo-second-order models. The kinetic parameters and the correlation coefficients (R²) were determined by linear regression (Fig. 8a,b), and the results are given in Table 2.

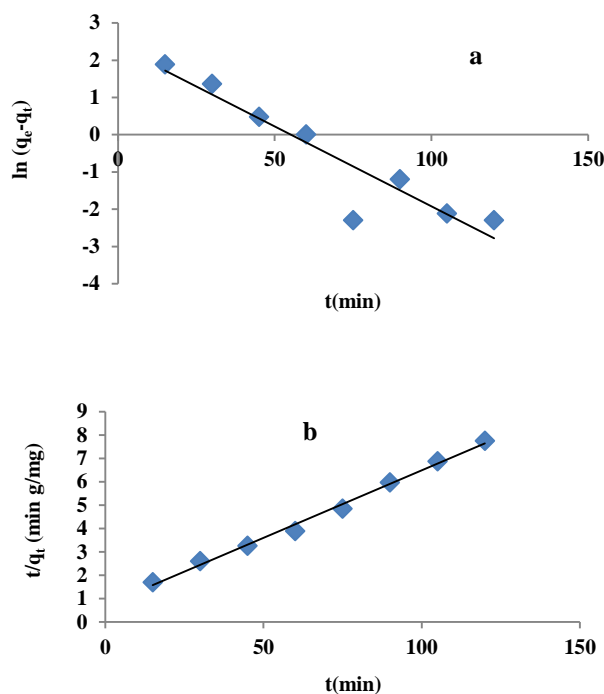


Figure 8) (a) Pseudo-first-order and (b) pseudo-second-order kinetics plots of Cd(II) adsorption onto the tea wastes

Discussion

PH of the solution in the adsorption process of dye molecules can affect both aqueous chemistry and surface binding-sites of the adsorbent. As was seen in the Fig. 2, adsorption capacity increased by increasing the pH and reached maximum at pH 6 and then remained nearly constant at higher pHs. At lower pH (<pH_{zpc}), the tea wastes surface will be positively charged, creating electrostatic repulsion between the positively charged surface of the tea wastes and the metal ions. At higher pH (>pH_{zpc}), the number of positively charged sites are reduced and raised the number of negatively charged sites, which increases the electrostatic attractions between metal ions and tea wastes surface. Moreover, It can be observed that in strong acidic solutions, the removal percentage decreases, because of competition between H⁺ and Cd(II) ions. Similar results have been found by Şerife et al (20).

As in Fig. 3 was seen, by increasing the initial concentration of Cd(II) ions in aqueous solution, removal percentage was decreased, so, in the concentration of 100 mg L⁻¹ and constant contact time, observed highest adsorption percentage and with increasing in concentration amount from 100 to 800 mgL⁻¹, decreased adsorption percentage from 90% to 45% for Cd(II) was seen. At a constant tea wastes dose, the decrease in the adsorption percentage was seen which is probably due to the saturation of

the active sites on the tea wastes surface at higher Cd(II) concentrations. On the other hand, by increasing the initial Cd(II) concentration, the actual amount of Cd(II) adsorbed per unit mass of the tea wastes was increased. The higher initial concentration of Cd(II) provides an important driving force to overcome the mass transfer resistance for Cd(II) transfer between the solution and the surface of the tea wastes. Similar results were observed by Chang (2011) who investigated the effect of initial concentration on removal of Rhodamine 6G from aqueous solution by hexadecyl functionalized magnetic silica nanoparticles and indicated that adsorption decreases with increasing the initial concentration of metals (21).

The contact time between adsorbate and adsorbent is the most important design parameter that affects the performance of adsorption processes. The equilibrium was found to be nearly 60 min when the maximum Cd(II) adsorption capacity was reached. The results are shown in Fig. 4. The rapid adsorption at the initial contact time was due to the availability of more active surface of the adsorbents, which leads to fast adsorption of the Cd(II) from the solution. The later slow rate of Cd(II) adsorption probably occurred due to the less availability of active site onto the surface of adsorbent as well as the slow pore diffusion of the solute into the adsorbent. Similar results were observed by Gupta who investigated the effect of contact time on removal of lead from aqueous solution by alumina-coated carbon nanotubes and indicated that adsorption increases with increasing contact time (22).

Fig. 5 shows that the removal efficiency increased with the increase in tea wastes dose at constant initial metal concentration. A rapid increase in adsorption with the increasing in tea wastes dose was found due to the availability of more adsorption sites. For Cd(II) concentration of 100 mg l^{-1} , 94% of the Cd(II) removal efficiency was obtained, using tea wastes dose of 3 g.

Fig. 6 shows that the adsorption amount of Cd(II) ions onto tea wastes decreased with an increase in temperature indicating that the process is exothermic in nature (Fig. 6). The decrease in the adsorption capacity of tea wastes with temperature may be results of the weakening of bonds between metal ions molecules and tea wastes of adsorbents at high temperatures. Similar results were observed by Ribeiro who investigated the effect of temperature on removal of dyes from aqueous solution by an activated carbon xerogels and indicated that adsorption decreases with increasing the temperature (23).

Adsorption of Cd(II) ions onto tea wastes was analyzed with the Langmuir and Freundlich models. The Langmuir isotherm Eq. (3) and Freundlich isotherm Eq. (4) can be expressed as follows (24, 25);

$$\frac{C_e}{q_e} = \frac{C_e}{q_m} + \frac{1}{q_m b} \quad (3)$$

$$\ln q_e = \frac{1}{n} \ln C_e + \ln k_f \quad (4)$$

here C_e (mg L^{-1}) is the equilibrium concentration of Cd(II) ions in solution, q_e (mg g^{-1}) is the equilibrium adsorption capacity of tea wastes, q_m (mg g^{-1}) is the maximum adsorption capacity of tea wastes for monolayer coverage, b (L mg^{-1}) is a constant related to the adsorption free energy, K_f ($\text{mg}^{1-(1/n)} \text{L}^{1/n} \text{g}^{-1}$) is a constant related to adsorption capacity, and n is an empirical parameter related to adsorption. The higher correlation coefficient for Langmuir model indicates that the Langmuir model fitted the adsorption data better than the Freundlich model, which indicated the homogeneous distribution of active sites on the surface of tea wastes. The results showed that the maximum adsorption capacity value for the adsorption of Cd(II) ions by the tea wastes was 71.4 mg g^{-1} . The Cd(II) adsorption capacity was compared with other adsorbents in the literatures. Adsorption capacity of Cd(II) was achieved by Bagasse fly ash 6.19 (26), Multi-carboxyl-

functionalized silica gel 43.8 (27), Graphenes magnetic material 27.83 (28) and Chitosan 58.8 (29), respectively. However, more efficient removal and higher adsorption capacity were observed by the adsorbent (tea wastes) prepared in this work.

In order to explain the adsorption mechanism and adsorption characteristics, two adsorption kinetics models, pseudo-first-order model and pseudo-second-order model were used to analyze the adsorption kinetic data. The linear forms of pseudo-first-order Eq. (5) and pseudo-second-order Eq. (6) models are expressed as follows (30,31);

$$\ln(q_e - q_t) = \ln(q_e) - \frac{k_1 t}{2.303} \quad (4)$$

$$\frac{t}{q_t} = \frac{1}{k_2 q_e^2} + \frac{t}{q_e} \quad (5)$$

Where q_e and q_t are the amount of Cd(II) and Pb(II) ions adsorbed (mg/g) at equilibrium and time t (min); k_1 is the rate constant of pseudo-first-order (min^{-1}); k_2 is the rate constant of pseudo-second-order ($\text{g mg}^{-1} \text{min}^{-1}$) for adsorption. The results indicated that an experimental data better fits to pseudo-second-order kinetic model in terms of higher correlation coefficient values (Table 2).

Conclusion

Results of adsorption experiments revealed that removal efficiency of Cd(II) is pH dependent and the maximum removal was attained at pH 6. Moreover, the adsorption capacity of Cd(II) on tea wastes adsorbent decreased with increase the initial metal concentrations and temperature. Also, by increasing the contact time and adsorbent dose, the amount of removal was increased. Adsorption of Cd(II) ions onto tea wastes follows Langmuir model and kinetic of adsorption process follow pseudo-second-order model. This study shows that tea wastes can be used in an industrial wastewater treatment for removal of heavy metal.

Footnotes

Acknowledgement

The authors are grateful to the Islamic Azad University, Hamedan Branch for providing facilities to conduct and complete this study.

Conflict of Interest:

The authors declared no conflict of interest.

References

- Hu J, Chen C, Zhu X, Wang X. Removal of chromium from aqueous solution by using oxidized multiwalled carbon nanotubes. *J Hazard Mater* 2009;162(2-3):1542–1550.
- Rao KS, Anand S, Venkateswarlu P. Modeling the kinetics of Cd(II) adsorption on *Syzygium cumini* L leaf powder in a fixed bed mini column. *J Ind Eng Chem* 2011;17(2):174–181.
- Kandah MI, Abu Al-Rub FA, Bawarish L, Bawarish M, Al-Tamimi H, Khalil P, Sa,ada R. Adsorption of Cadmium onto Activated and Non-Activated Date Pits. *Eng Technol* 2010;62:204–208.
- Hardiljeet KB, Meera J, Denis MO. Kinetics and thermodynamics of cadmium ion removal by adsorption onto nano zerovalent iron particles. *J Hazard Mater* 2011;186:458–465.
- Kandah MI. Zinc and cadmium adsorption on low grade phosphate. *Sep Purif Technol* 2004;35(1):61–70.
- Axtell NR, Sternberg SKP, Claussen K. Lead and Nickel removal using microspore and lemna minor. *Bioresour Technol* 2003;89(1):41–48.
- Kaviani D, Asadi M, Javad Khodabakshi M, Rezaei Z. Removal of Malachite Green Dye from Aqueous Solution Using $\text{MnFe}_2\text{O}_4/\text{Al}_2\text{O}_3$ Nanophotocatalyst by UV/ H_2O_2 Process. *Arch Hyg Sci* 2016;5(2):75-84.
- Sheela T, Arthoba Nayaka Y, Viswanatha R, Basavanna S, Venkatesha TG. Kinetics and thermodynamics studies on the adsorption of Zn (II), Cd (II) and Hg(II) from aqueous solution using zinc oxide nanoparticles. *Powder Technol* 2012;217:163–170.
- Babel S, Kurniawan TA. Low-cost adsorbents for heavy metals uptake from contaminated water: A review. *J Hazard Mater* 2003;97(1-3):219–243.

10. Bailey SE, Olin TJ, Bricka RM, Adrian DD. A review of potentially low cost sorbents for heavy metals. *Water Res* 1999;33(11):2469–2479.
11. Sobhanardakani S, Parvizimosaed H, Olyaie E. Heavy metals removal from waste waters using organic solid waste—rice husk. *Environ Sci Pollut Res Int* 2013;20(8):5265–5271.
12. Arasinghe BMWPK, Williams RA. Tea wastes as a low cost adsorbent for the removal of Cu and Pb from wastewater. *Chem Eng J* 2007;132(1-3):299–309.
13. Mondal MK. Removal of Pb(II) ions from aqueous solution using activated tea waste: Adsorption on a fixed-bed column. *J Environ Manag* 2009;90(11):3266–3271.
14. Hameed BH. Spent tea leaves: A new nonconventional and low-cost adsorbent for removal of basic dye from aqueous solutions. *J Hazard Mater* 2009;161(2-3):753–759.
15. Sabrina K, Hasmah IS. Tea waste as low cost adsorbent for removal of heavy metals and turbidity from synthetic waste water. *Proceedings of the International Conference on Environmental Research and Technology Malaysia*; 2008. p. 238–241.
16. Mahavi AH, Naghipour D, Vaezi F, Nazmara S. Tea waste as an adsorbent for heavy metal removal from industrial waste waters. *Am J Appl Sci* 2005;2:372–375.
17. Cay S, Uyanik A, Ozasik A. Single and binary component adsorption of copper (II) and cadmium(II) from aqueous solutions using tea industry waste. *Separation and Purification Technology*. 2004;38:273–280.
18. Machado FM, Bergmann CP, Fernandes TH, Lima EC, Royer B, Calvete T, et al. Adsorption of Reactive Red M-2BE Dye From Water Solutions by Multi-Walled Carbon Nanotubes and Activated Carbon. *J Hazard Mater* 2011;192(3):1122–1131.
19. Deng C, Liu J, Zhou W, Zhang YK, Du KF, Zhao ZM. Fabrication of spherical cellulose/carbon tubes hybrid adsorbent anchored with welan gum polysaccharide and its potential in adsorbing methylene blue. *Chem Eng J* 2012;200-202:452–458.
20. Şerife T, Vedat Y, Şenol K. Solid phase extraction of Cu(II), Ni(II), Pb(II), Cd(II) and Mn(II) ions with 1-(2-thiazolylazo)-2-naphthol loaded Amberlite XAD-1180. *Environ Monit Assess* 2009;152(1-4):369–377.
21. Chang YP, Ren CL, Yang Q, Zhang YZ, Dong LJ, Che XG. Preparation and characterization of hexadecyl functionalized magnetic silica nanoparticles and its application in Rhodamine 6G removal. *Appl Surf Sci* 2011;257(20):8610–8616.
22. Gupta VK, Agarwal SH, Saleh TA. Synthesis and characterization of alumina-coated carbon nanotubes and their application for lead removal. *J Hazard Mater* 2011;185(1):17–23.
23. Ribeiro RS, Fathy NA, Attia AA, Silva AMT, Faria JL, Gomes HT. Activated carbon xerogels for the removal of the anionic azo dyes Orange II and Chromotrope 2R by adsorption and catalytic wet peroxide oxidation. *Chem Eng J* 2012;195–196:112-121.
24. Dotto GL, Lima EC, Pinto LA. Biosorption of food dyes onto *Spirulina platensis* nanoparticles: Equilibrium isotherm and thermodynamic analysis. *Bioresour Technol* 2012;103(1):123–130.
25. Yang S, Li J, Shao D, Hu J, Wang X. Adsorption of Ni(II) on oxidized multi-walled carbon nanotubes: Effect of contact time, pH, foreign ions and PAA. *J Hazard Mater* 2009;166(1):109–116.
26. Srivastava V C, Mall ID, Mishra IM. Equilibrium modelling of single and binary adsorption of cadmium and nickel onto bagasse fly ash. *Chem Eng J* 2006;117(1):79–91.
27. Li M, Li MY, Feng CG, Zeng QX. Preparation and characterization of multi-carboxyl-functionalized silica gel for removal of Cu (II), Cd (II), Ni (II) and Zn (II) from aqueous solution. *Appl Surf Sci* 2014;314:1063–1069.
28. Guo X, Du B, Wei Q, Yang J, Hu L, Yan L, et al. Synthesis of amino functionalized magnetic graphenes composite material and its application to remove Cr(VI), Pb(II), Hg(II), Cd(II) and Ni(II) from contaminated water. *J Hazard Mater* 2014;278:211-220.
29. Sobhanardakani S, Zandipak R, Javanshir-Khoei A, Hosseini SM, Moslemi M, Delfieh P. Removal of Hg (II) and Cd (II) Ions from Aqueous Solution Using Chitosan: Kinetics and Equilibrium Studies. *Iranian J Health Sci* 2015;3(2):21-30. (Full Text in Persian)
30. Venkatesha TG, Viswanatha R, Arthoba Nayaka Y, Chethana BK. Kinetics and Thermodynamics of Reactive and Vat Dyes Adsorption on MgO Nanoparticles. *Chem Eng J* 2012;198–199:1–10.
31. Azizian S. Kinetic models of sorption: a theoretical analysis. *J Colloid Interface Sci* 2004;276(1):47–52.